

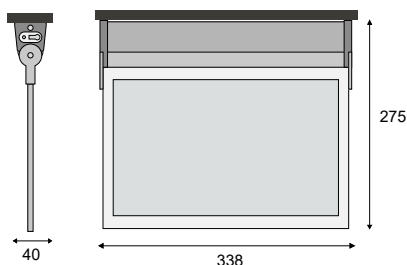
EXIT LIGHT

PQ-EMCY-115

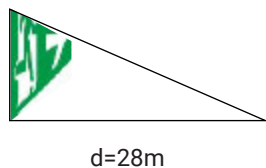
- Aluminum and thermal plastic housing and acrylic panel
- High efficiency LED
- 180° rotation at different angles
- Universal wall mount and ceiling mount
- Dimension: 338 x 275 x 40mm
- Push button test switch



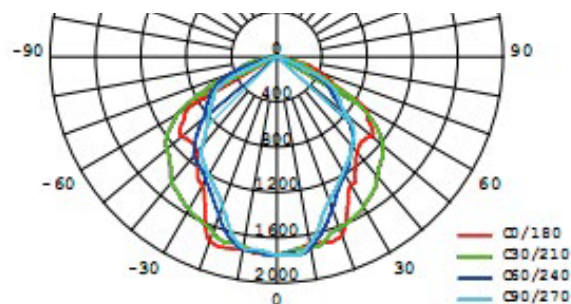
DIMENSIONS



VISIBLE DISTANCE



PHOTOMETRIC DATA



SPECIFICATIONS

Input Voltage	220VAC-240VAC input (CE) 120VAC-347VAC input (CSA/UL)	Emergency time	3 hours (CE) 2 hours (CSA/UL)
Max power consumption	1W	Battery	3.6V Nickel Cadmium
Charging time	24 hrs	Operating temperature	5°C ~ 30°C