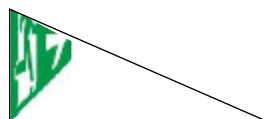
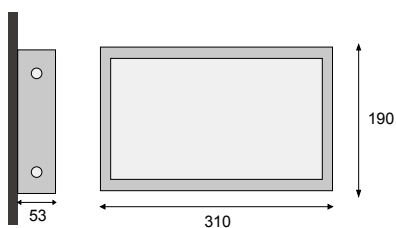



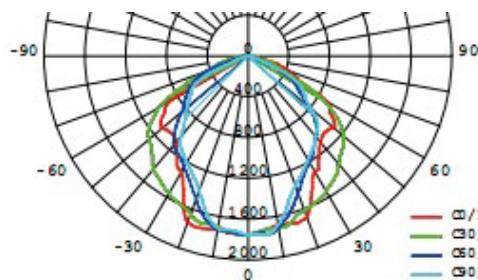
ENSEIGNE DE SORTIE

PQ-EMCY-ACDC

- Boîtier en acier et panneau PC
- DEL haute efficacité
- Fixation murale et au plafond universelle
- Dimension: 310 x 190 x 53mm
- Bouton de test



d=28m



SPÉCIFICATIONS

| | |
|-------------------------------|---|
| Tension d'entrée | 220VAC-240VAC (CE) 120VAC-347VAC (CSA/UL) 6-24VDC input |
| Consommation énergétique max | 1W |
| Température de fonctionnement | 5 °C ~ 30 °C |