

PENDANT & SURFACE MOUNTED LED DOWNLIGHT

PQ-SMPD

- 70W,100-277 VAC input.
- 2700K,3000K,4000K,5000K,6000K .
- Beam angles (15 °,30 °,45 °).
- Triac, 0-10V, dimming options.
- White/Black options for selecting.
- 5 years warranty, 50,000 hours lifespan.
- Dark-light technology, UGR<19, RCI90.
- 5520 Lumen.
- Luminaire supplied with a 1.5 m cable.



PENDANT & SURFACE MOUNTED LED DOWNLIGHT

MODEL	Color Temperature (CCT)	Power (W)	Input Voltage (V)	Beam Angle	Body colour	Options	Mounting
PQ-SMPD	027K = 2700K 031K = 3000K 041K = 4000K 051K = 5000K 061K = 6000K	070W = 70W	120V= 120 - 277VAC	015D = 15 degrees 030D = 30 degrees 045D = 45 degrees	BL = White NR = Black	Dimmable 0-10V, TRIAC	8ft-PD = Suspended (cable length 8feet) SF = Surface

Catalog Number for Example: PQ-SMPD-031K-070W-120V-030D-BL-D-8ft-PD

CERTIFICATIONS

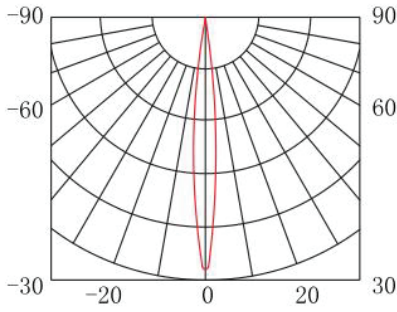


PENDANT & SURFACE MOUNTED LED DOWNLIGHT

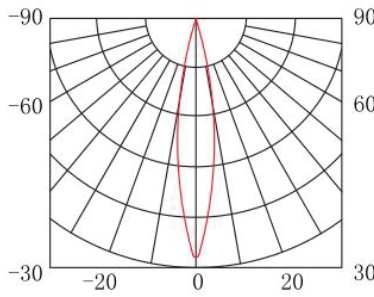
PQ-SMPD

PHOTOMETRY

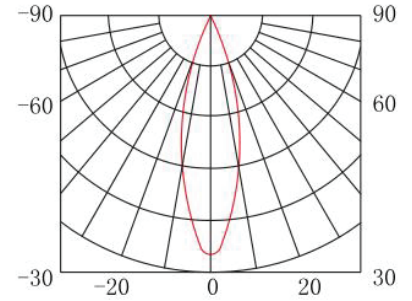
Luminous intensity distribution diagram




1m	5186 ± 5 lx	33.29cm
2m	1250 ± 5 lx	66.58cm
3m	535 ± 5 lx	99.87cm
4m	307 ± 5 lx	133.16cm
5m	190 ± 5 lx	166.45cm



1m	3695 ± 5 lx	37.07cm
2m	857 ± 5 lx	74.14cm
3m	354 ± 5 lx	111.2cm
4m	210 ± 5 lx	148.27cm
5m	137 ± 5 lx	185.33cm



1m	1670 ± 5 lx	71.02cm
2m	437 ± 5 lx	142.04cm
3m	190 ± 5 lx	213.06cm
4m	108 ± 5 lx	284.08cm
5m	73 ± 5 lx	355.1cm



DIMENSIONS

